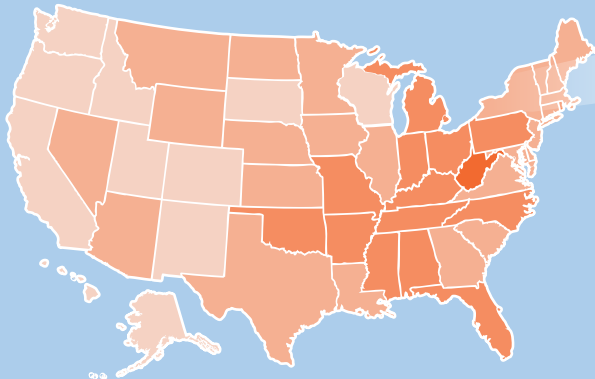


COPD in the United States: *How is Your State Doing?*

A Look at COPD by State: 10 Key Metrics¹

States grouped based on performance in 10 key areas, 5 being worst and 1 being best.



New York has an average burden of COPD but there is still significant room for improvement.

NEW YORK

New York has lower than average COPD prevalence and death rates, an average overall smoking rate and higher than average hospitalization and readmission rates. It has a higher than average influenza vaccination rate and a lower than average pneumonia vaccination rate for people with COPD.

By the Numbers – COPD in New York

5.3% of adults have been diagnosed with COPD (prevalence)²

894,600 adults have been diagnosed with COPD (incidence)²

27.9 people out of every 100,000 die per year³

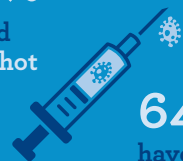
\$2.17 billion is the annual cost for treatment⁴

Higher Proportions of Women than Men have COPD²



Vaccinations⁵

53.9% have had the flu shot



64.7% have had the pneumonia shot

Hospitalizations

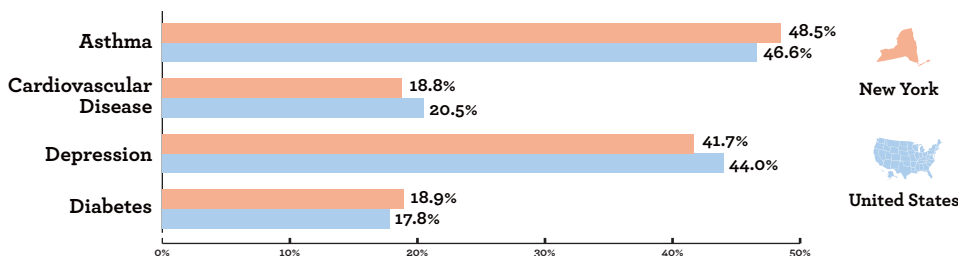
20,505 Medicare hospitalizations⁵

\$3,220 per Medicare beneficiary with COPD⁴

25.2% 30-day COPD readmission rate⁶

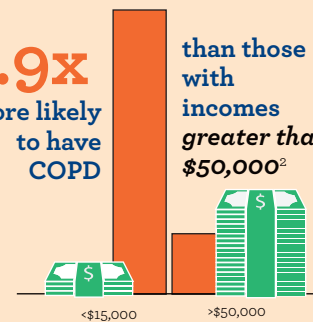
COPD and Chronic Diseases

Asthma, cardiovascular disease, depression and diabetes all have high prevalence rates in the COPD population, making earlier diagnosis, education and optimal treatment even more important.²



Individuals in New York with incomes less than \$15,000 are

2.9x more likely to have COPD than those with incomes greater than \$50,000²



Change starts with empowering individuals, families and the healthcare community to prevent the disease, diagnose it early and treat it appropriately. Find out more and get involved at www.copdfoundation.org.