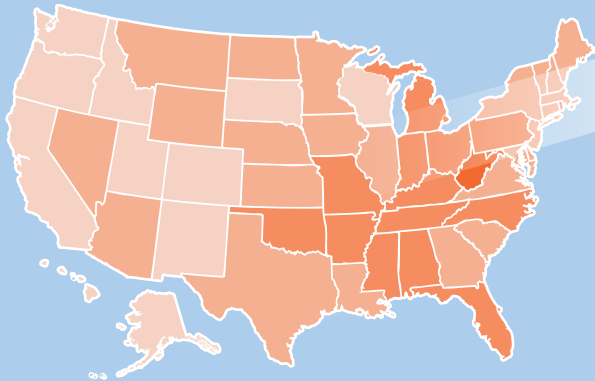


## A Look at COPD by State: 10 Key Metrics<sup>1</sup>

States grouped based on performance in 10 key areas, 5 being worst and 1 being best.



Illinois has an average burden of COPD but there is still significant room for improvement.

# ILLINOIS

Illinois has somewhat lower than average COPD prevalence, death and hospitalization rates but the readmission and overall smoking rates are higher than average. It has higher than average influenza and pneumonia vaccination rates for people with COPD.

## By the Numbers – COPD in Illinois

**5.4%** of adults have been diagnosed with COPD (prevalence)<sup>2</sup>

**569,500** adults have been diagnosed with COPD (incidence)<sup>2</sup>

**37.3** people out of every 100,000 die per year<sup>3</sup>


**\$1.50** billion is the annual cost for treatment<sup>4</sup>

## Higher Proportions of Women than Men have COPD<sup>2</sup>



## Vaccinations<sup>5</sup>

**53.7%** have had the flu shot



**67.6%** have had the pneumonia shot

## Hospitalizations

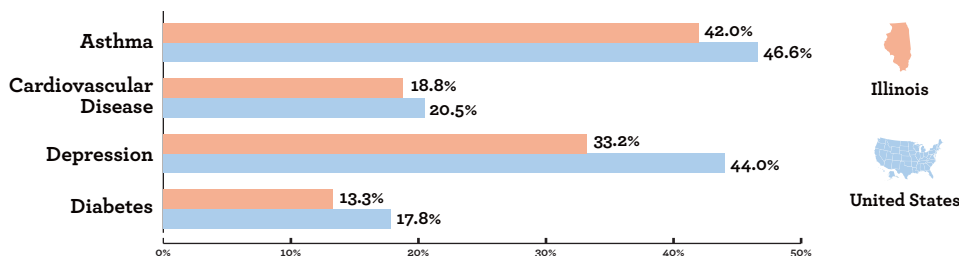
**14,986** Medicare hospitalizations<sup>5</sup>

**\$3,100** per Medicare beneficiary with COPD<sup>4</sup>

**24.3%** 30-day COPD readmission rate<sup>6</sup>

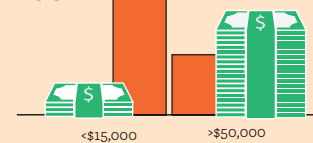
## COPD and Chronic Diseases

Asthma, cardiovascular disease, depression and diabetes all have high prevalence rates in the COPD population, making earlier diagnosis, education and optimal treatment even more important.<sup>2</sup>



## Individuals in Illinois with incomes less than \$15,000 are

**4.1x** more likely to have COPD than those with incomes greater than \$50,000<sup>2</sup>



Change starts with empowering individuals, families and the healthcare community to prevent the disease, diagnose it early and treat it appropriately. Find out more and get involved at [www.copdfoundation.org](http://www.copdfoundation.org).