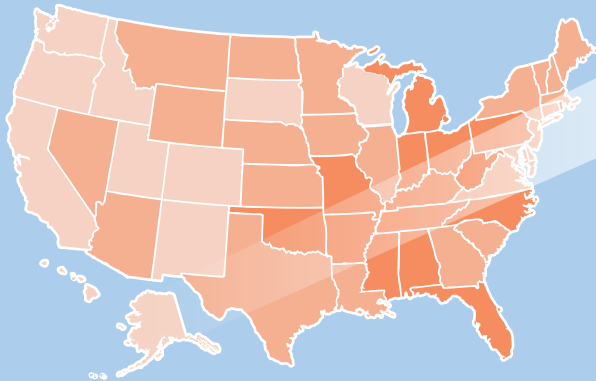


COPD in the United States: *How is Your State Doing?*

A Look at COPD by State: 10 Key Metrics¹

States grouped based on performance in 10 key areas, 5 being worst and 1 being best.



Alaska has a lower burden of COPD but there is still room for improvement.

ALASKA

Alaska has lower than average COPD prevalence, death and hospitalization rates but the overall smoking rate is above average. It has a lower than average influenza vaccination rate and a higher than average pneumonia vaccination rate for people with COPD.



By the Numbers – COPD in Alaska

4.2% of adults have been diagnosed with COPD (prevalence)²

23,300 adults have been diagnosed with COPD (incidence)²

36.5 people out of every 100,000 die per year³


\$43 million is the annual cost for treatment⁴

Higher Proportions of Women than Men have COPD²



Vaccinations⁵

48.4% have had the flu shot



70.7% have had the pneumonia shot

Hospitalizations

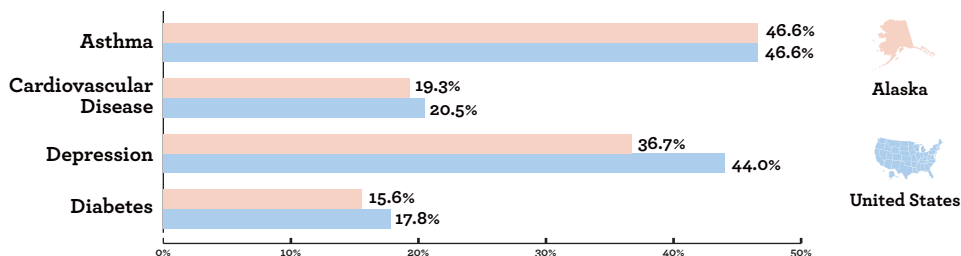
310 Medicare hospitalizations⁵

\$2,590 per Medicare beneficiary with COPD⁴

19.8% 30-day COPD readmission rate⁶

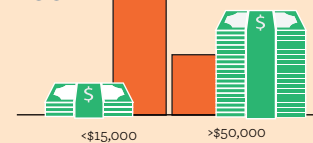
COPD and Chronic Diseases

Asthma, cardiovascular disease, depression and diabetes all have high prevalence rates in the COPD population, making earlier diagnosis, education and optimal treatment even more important.²



Individuals in Alaska with incomes less than \$15,000 are

3.5x more likely to have COPD than those with incomes greater than \$50,000²



Change starts with empowering individuals, families and the healthcare community to prevent the disease, diagnose it early and treat it appropriately. Find out more and get involved at www.copdfoundation.org.